

FEATURES

- Square Active Area
- Round 4-Pin Package
- Ideal for Electron Detection

Electro-Optical Characteristics at 25 °C

Parameters	Test Conditions	Min	Typ	Max	Units
Active Area	24.01 mm x 24.01 mm		576.5		mm ²
Responsivity	(see graphs on next page)				
Shunt Resistance, Rsh	@ ±10 mV	5	50		MΩ
Reverse Breakdown Voltage, V _R	I _R = 1 μA	5			Volts
Capacitance, C	V _R = 0 V		5	15	nF
Rise Time, tr	V _R = 10 V, R _L = 50 Ω			50	usec

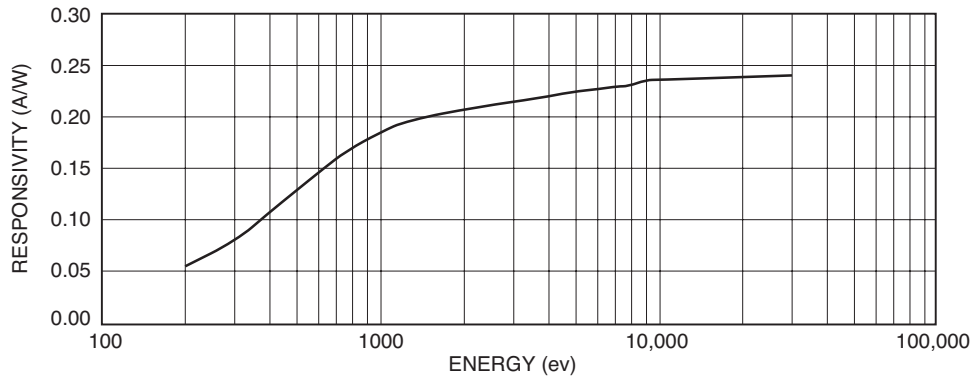
Thermal Parameters

Storage and Operating Temperature Range	Units
Ambient ¹	-10° to 40°C
Nitrogen or Vacuum	-20°C to 80°C
Lead Soldering Temperature ²	260°C

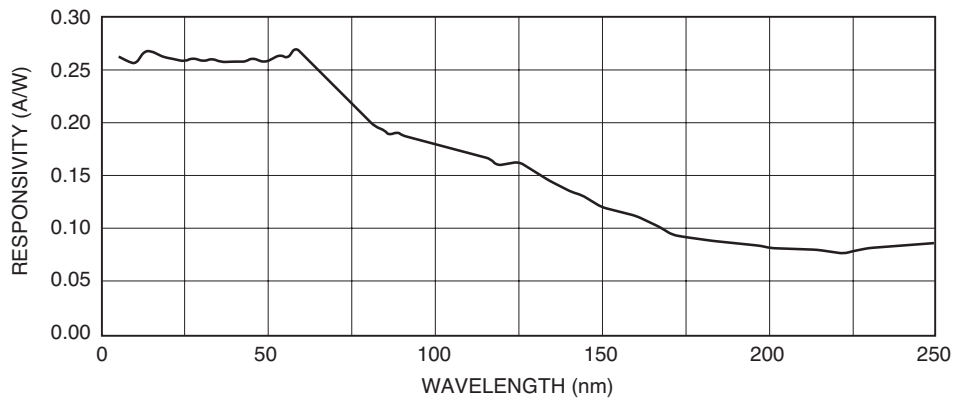
¹ Temperatures exceeding these parameters may create oxide growth on the active area. Over time responsivity to low energy radiation and wavelengths below 150 nm will be compromised.

² 0.080" from case for 10 seconds.

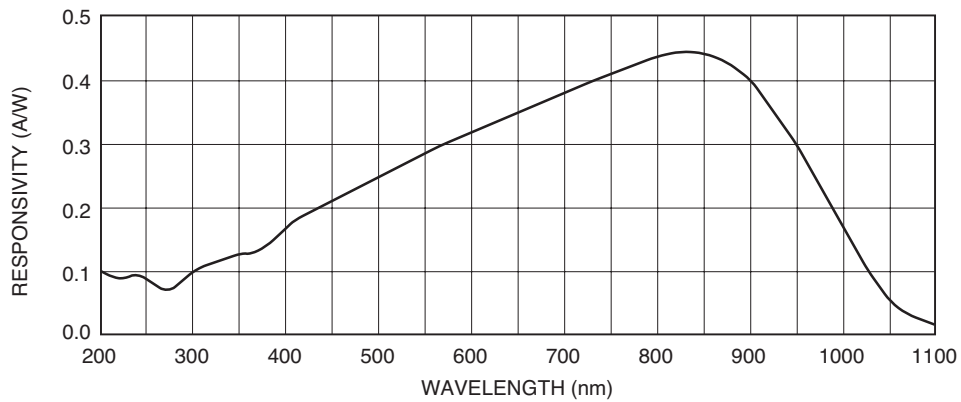
Typical Electron Response



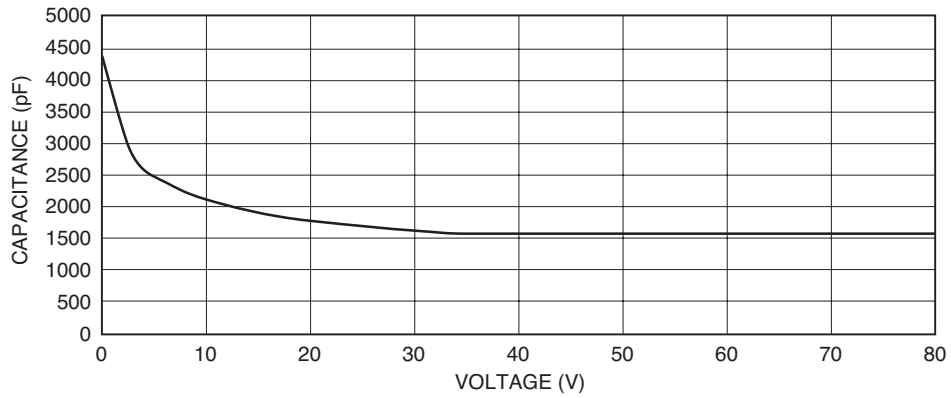
Typical EUV-UV Photon Response



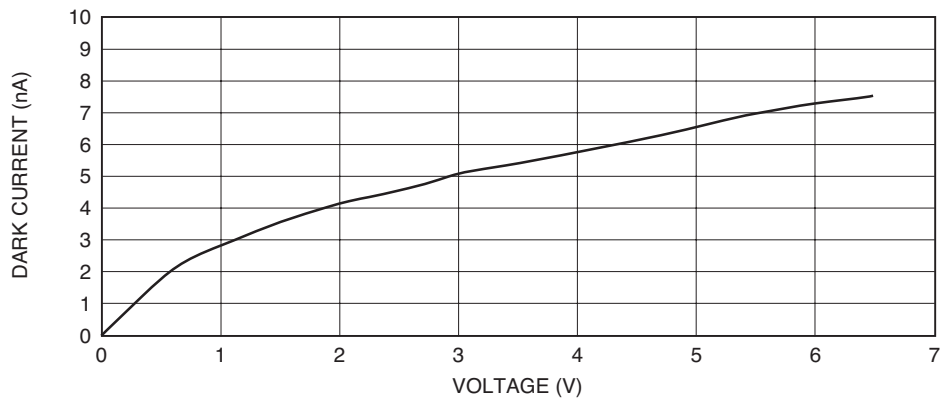
Typical UV-VIS-NIR Photon Responsivity



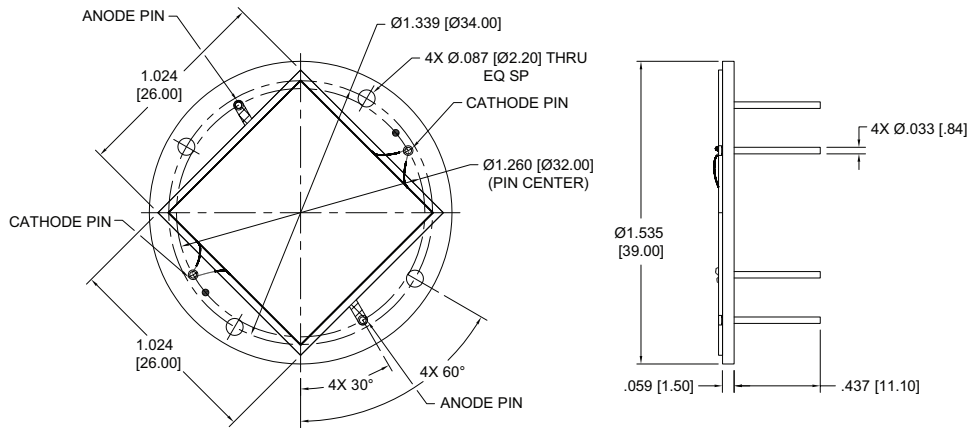
Capacitance vs. Voltage



Dark Current vs. Voltage



Package Information



Dimensions are in inch [metric] units.

Specifications are subject to change without prior notice.