

**FEATURES**

- TO-18 Package
- Low Cost Format
- Low Dark Current
- Low Capacitance

**Electro-Optical Characteristics at 25°C**

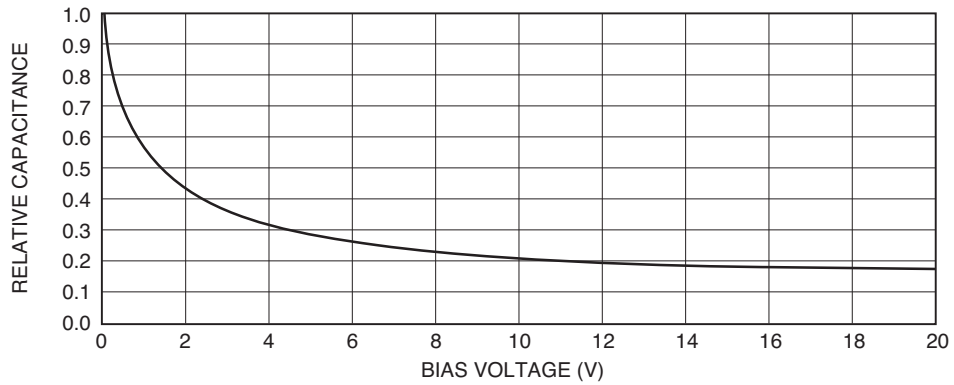
Parameters	Test Conditions	Min	Typ	Max	Units
Active Area	1.35 mm x 0.76 mm		1		mm <sup>2</sup>
Responsivity	@ 450 nm	0.2	0.28		A/W
Dark Current, I <sub>dr</sub>	V <sub>R</sub> = 10 V		0.2	1	nA
Reverse Breakdown Voltage, V <sub>R</sub>	I <sub>R</sub> = 10 A	25	60		Volts
Capacitance, C	V <sub>R</sub> = 10 V		0.5	2	pF
Rise Time	V <sub>R</sub> = 10 V		8	15	nsec
Series Resistance	V <sub>f</sub> = 1 V		25	60	Ohms

**Thermal Parameters**

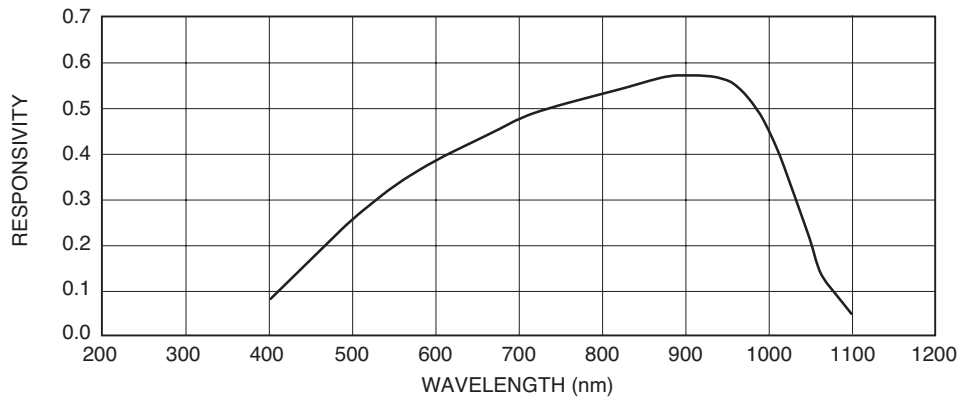
Parameters	Units
Storage and Operating Temperature Range	-55°C to 100°C
Maximum Junction Temperature	100°C
Lead Soldering Temperature <sup>1</sup>	260°C

<sup>1</sup> 1/16" from case for 10 seconds.

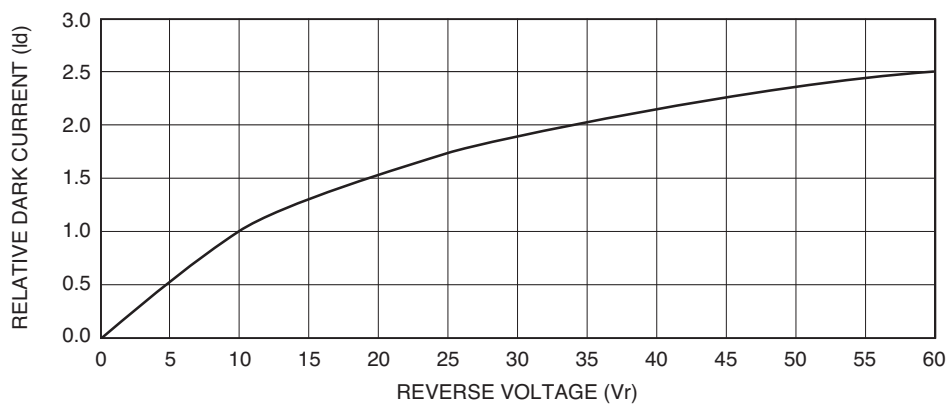
**Capacitance vs Bias Voltage**



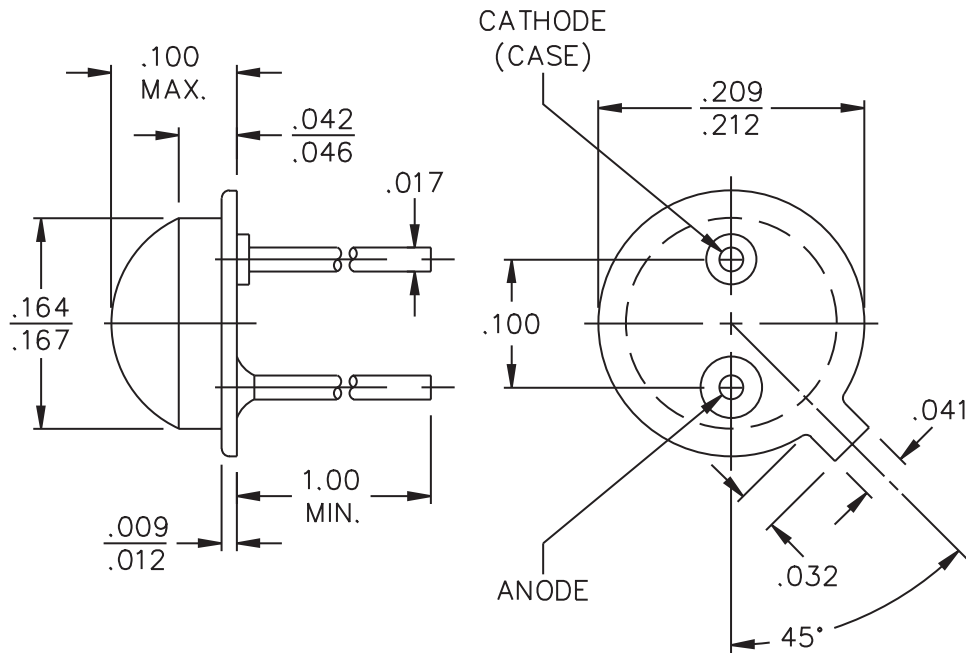
**Typical Spectral Response**



**Dark Current vs Voltage**



**Package Information**



Dimensions are in inch [metric] units.

Specifications are subject to change without prior notice.