

FEATURES

- Large Rectangular Detection Area
- 2 Anode and Cathode Pins
- No Window for Extended Response to Below 200 nm

APPLICATIONS

- Electron Detection
- X-ray Detection

Electro-Optical Characteristics at 25°C

Parameters	Test Conditions	Min	Typ	Max	Units
Active Area	21.56 mm x 15.36 mm		331		mm ²
Responsivity	(see graphs on next page)				
Conductive Current, I _c	V _f = 0.8 V	1			mA
Capacitance, C	V _R = 10 V		25	40	nF
Response Time, t _r	R _L = 50 Ω, V _R = 0 V		15		usec
Shunt Resistance	V = ± 10 mV	5			MOhms

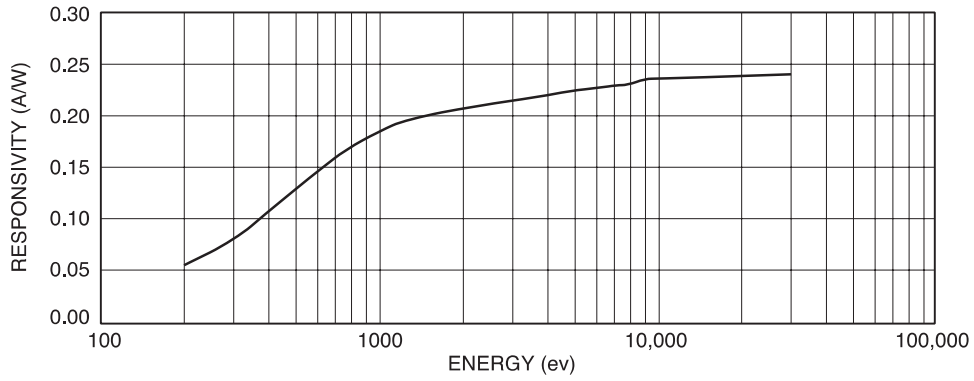
Thermal Parameters

Storage and Operating Temperature Range	Units
Ambient ¹	-10° to 40°C
Nitrogen or Vacuum	-20°C to 80°C
Lead Soldering Temperature ²	260°C

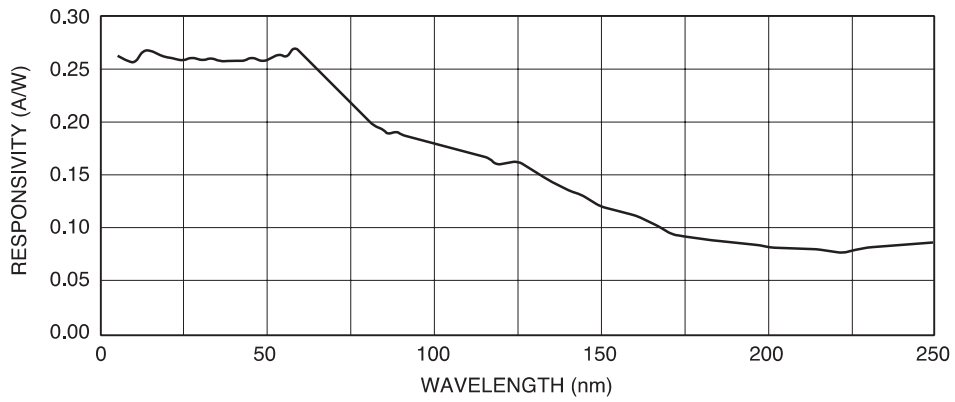
¹ Temperatures exceeding these parameters may create oxide growth on the active area. Over time responsivity to low energy radiation and wavelengths below 150 nm will be compromised.

² 0.080" from case for 10 seconds.

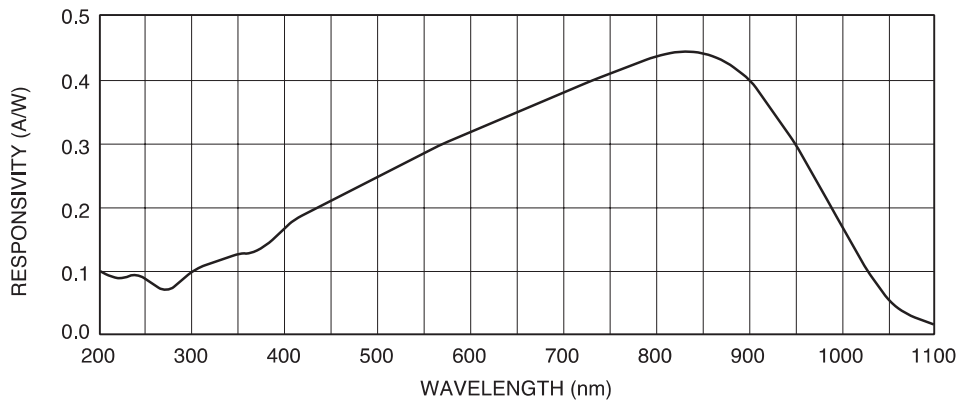
Typical Electron Response



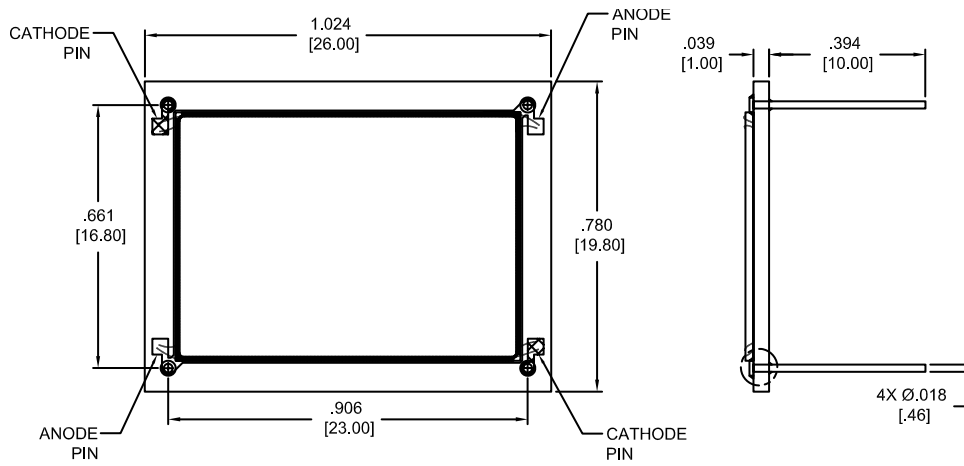
Typical EUV-UV Photon Response



Typical UV-VIS-NIR Photon Responsivity



Package Information



Dimensions are in inch [metric] units.

Specifications are subject to change without prior notice.